

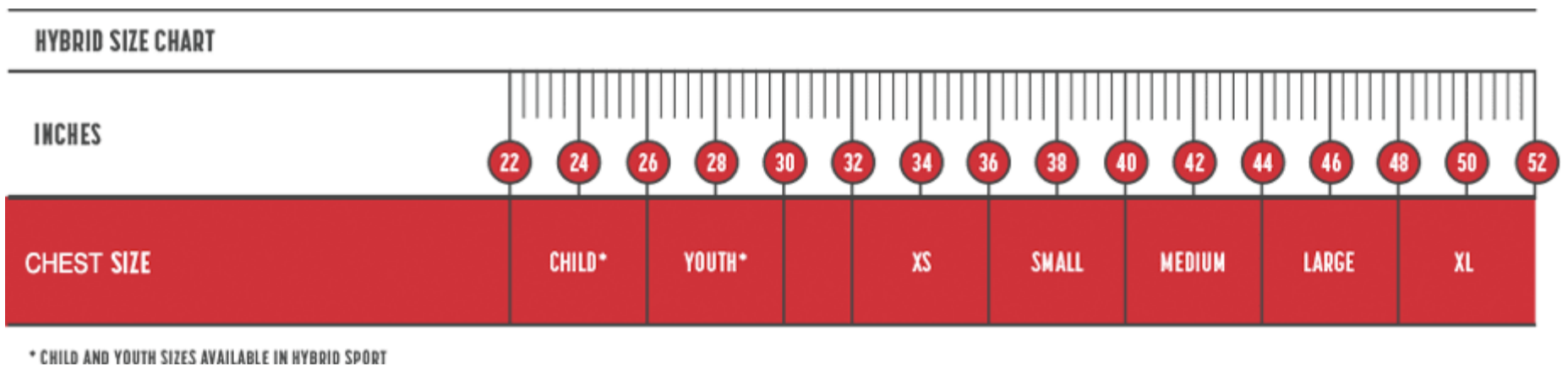
# Simpson Size Charts

## HEAD & NECK RESTRAINTS

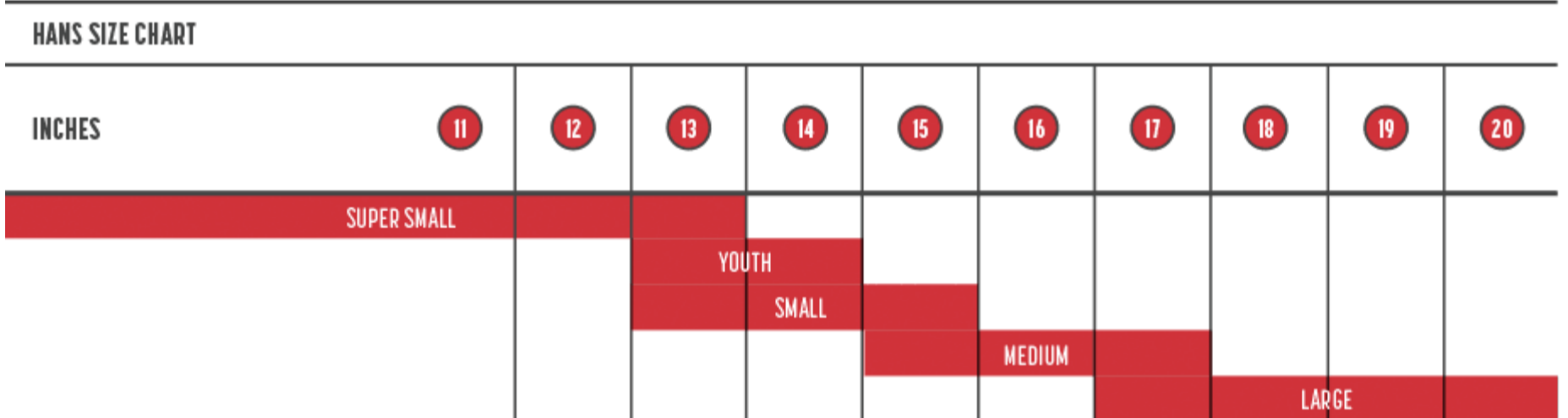
To measure for a Hybrid device:

- Measure around the chest below pectoral muscles.
- Measure with driving suit. If not available, add 1" to the measurement.
- Take the measurement with tape placed against the driver without any slack and without pulling the tape tight.

### HYBRID



### HANS



## GLOVES

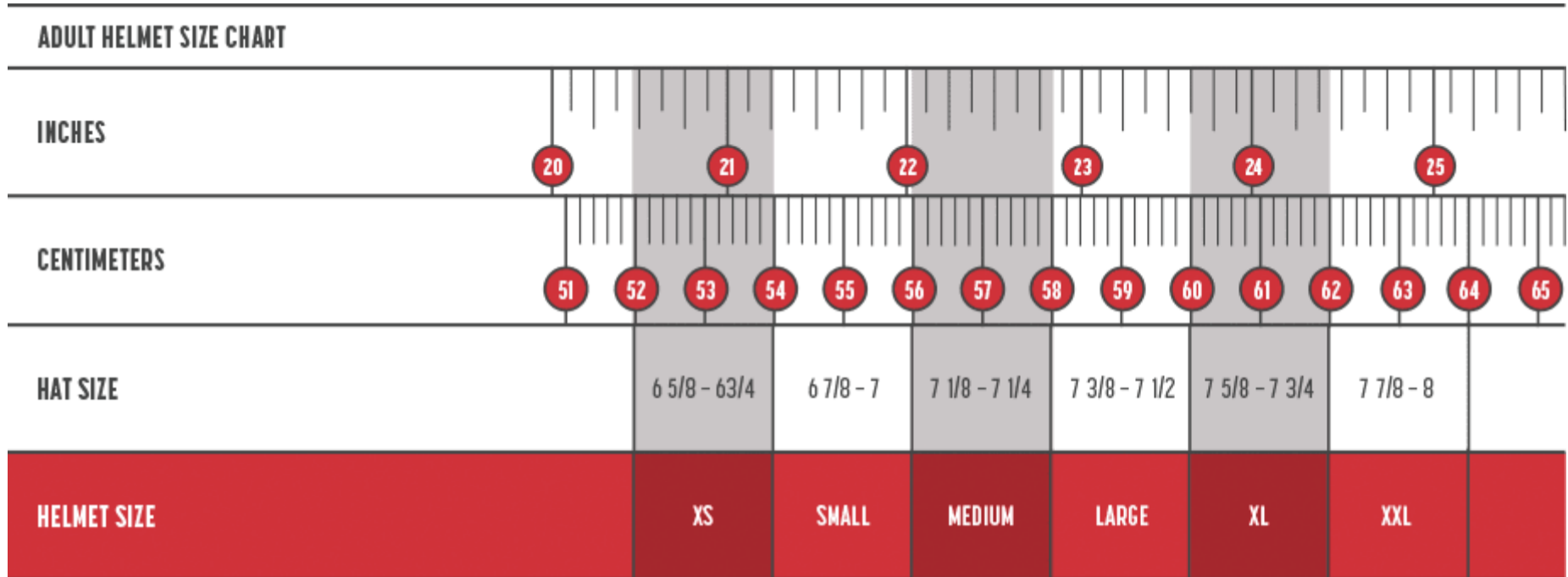
GLOVE SIZE CHART



SIZE	INCHES
XXS	5" TO 6"
XS	6" TO 7"
SMALL	7" TO 8 1/2"
MEDIUM	8" TO 9 1/2"
LARGE	9" TO 10 1/2"
XL	10" TO 11 1/2"

# HELMETS

## ADULT



## YOUTH



# SHOES

**SHOE SIZE CONVERSION CHART**

U.S. MEN	4	4.5	5	5.5	6	6.5	7	7.5	8	8.5	9	9.5	10	10.5	11	11.5	12	12.5	13	13.5	14	
U.S. WOMEN	5.5	6	6.5	7	7.5	8	9	9.5	10	10.5	11	11.5	12	12.5	13	13.5	14					
EURO	36	36.5	37	37.5	38	38.5	39	39.5	40	40.5	41	41.5	42	42.5	43	43.5	44	44.5	45	45.5	46	
UK			4	4.5	5	5.5	6	6.5	7	7.5	8	8.5	9	9.5	10	10.5	11	11.5	12	12.5	13	
CM	23.1	23.5	23.8	24.1	24.5	24.8	25.1	25.4	25.7	26	26.7		27.3	27.9		28.6					29.2	
IN	9 1/8	9 1/4	9 3/8	9 1/2	9 5/8	9 3/4	9 7/8	10	10 1/8	10 1/4	10 1/2		10 3/4	11		11 1/4					11 1/2	

# RACING SUITS

## ADULT

RACING SUIT SIZE CHART

SIZE	CHEST	WAIST	HIP	INSEAM	NECK	HEIGHT	WEIGHT
SMALL	30-34	26-30	33-37	31	14.5	5'5" TO 5'7"	115 TO 130
MEDIUM	34-38	30-34	37-41	32	15.5	5'7" TO 5'10"	140 TO 165
LARGE	38-42	34-38	41-45	33	16.5	5'10" TO 6'2"	175-200
XL	42-46	38-42	45-49	34	17.5	5'11" & OVER	210-225
XXL	46-50	42-46	49-53	35	18.5	5'11" & OVER	235 TO 250

## YOUTH

YOUTH RACING SUIT SIZE CHART

SIZE	CHEST	WAIST	HIP	INSEAM	NECK	HEIGHT	WEIGHT
XS	28-31	21-24	26-29	22	11	4'0" TO 4'4"	50 TO 60
SMALL	31-33	24-26	29-31	23	12	4'1" TO 4'5"	60 TO 75
MEDIUM	33-36	26-28	31-33	24	13	4'5" TO 4'10"	75 TO 90
LARGE	36-38	29-31	34-36	26	13	5'0" TO 5'4"	90 TO 105
XXL	39-41	32-34	38-40	28	14	5'4" TO 5'6"	105 TO 120